



First choice when  
quality counts.

# Viscount® II 5000 Hydraulic-Powered Pumps

- **More durable than ever before with improved longer-life packings and stronger design**
- **Higher pump pressure and flow performance handles a broader range of paints and coatings**
- **Improved serviceability means fewer parts, faster repairs and lower overall maintenance and ownership costs**
- **Uses efficient, clean and quiet hydraulic power**

**Viscount II  
pumps for  
durability,  
power and  
reliability under  
tough working  
conditions**


This heavy duty hydraulic pump is designed for continuous operation. The motor is designed for more than 10 million cycles of life. It provides reliable, clean and quiet operation. There is no stoppage due to ice build-up as is common with compressed air-powered motors.

#### **Typical Fluids Handled**

- Solventborne paints
- Polyurethane top coats
- Epoxy primers

#### **Typical Applications**

- Multiple airless gun supply pump in outdoor portable applications
- Multiple airless gun supply pump in factory operations with limited compressed air supplies

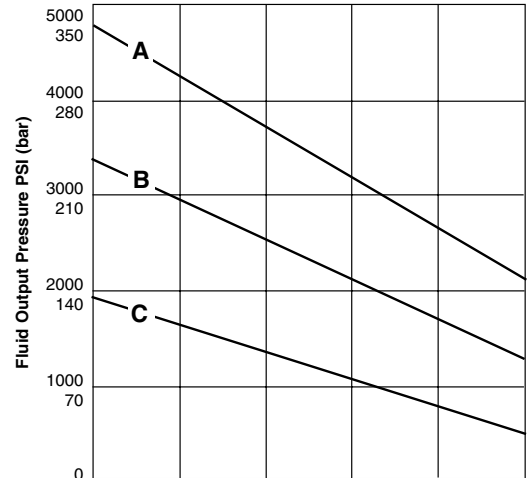


## Technical Specifications

**Max. fluid working pressure** . . . . . 345 bar (34.5 MPa)  
**Max. hydraulic input pressure** . . . . . 99 bar (9.9 MPa)  
**Fluid flow at 60 cpm** . . . . . 12.9 l/Min.  
**Oil flow at 60 cpm** . . . . . 45 l/Min.  
**Hydraulic motor piston**  
     **effective area** . . . . . 4.9 in.<sup>2</sup> (31.6 cm<sup>2</sup>)  
**Stroke length** . . . . . 4.75 in. (120 mm)  
**Displacement pump effective area** . . . . . 1.4 in.<sup>2</sup> (9 cm<sup>2</sup>)  
**Max. pump operating temperature** . . . . . 82°C  
**Noise level at 25 cpm** . . . . . 88 dB(A)  
**Sound power level at 25 cpm** . . . . . 103 dB(A)  
**Hydraulic oil inlet** . . . . . 3/4 npt(f)  
**Fluid inlet** . . . . . 2" npt(f)  
**Fluid outlet** . . . . . 1" npt(f)  
**Instruction manual**  
     **Pump and lower displacement pump** . . . . . 308-353  
     **Motor (235-345)** . . . . . 307-158

Teflon® is a registered trademark of Du Pont.  
 Severe Duty™ is a trademark of Graco Inc.

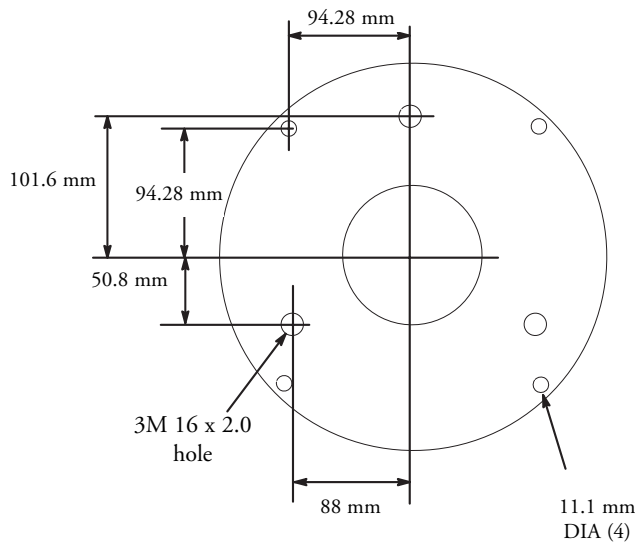
## Performance Chart for Viscount II 5000



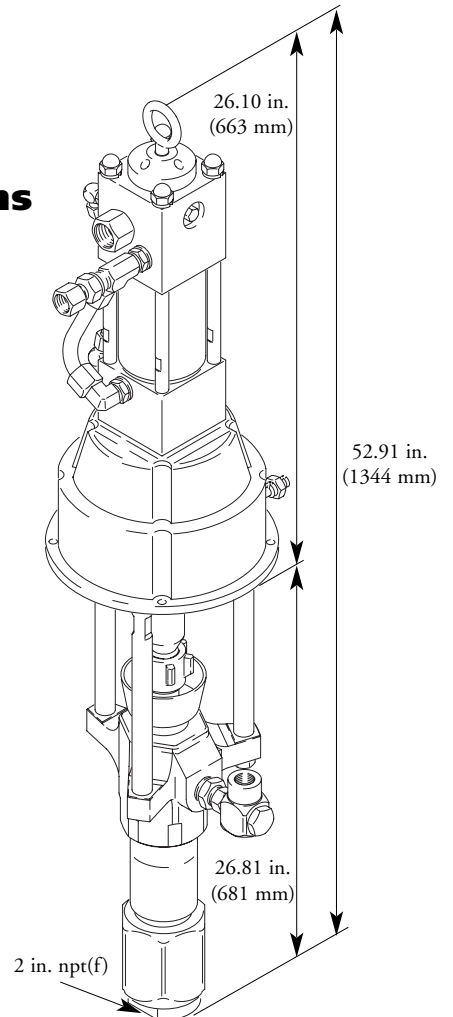
Product Flow (No. 10 Wt. Oil) gpm (lpm)	1 (3.8)	2 (7.6)	3 (11.4)	4 (15.2)	5 (19.0)
Hydraulic Input gpm (lpm)	2 (7.6)	4 (15.2)	6 (22.8)	8 (30.4)	10 (38)
Cycle Rate cpm	18	36	54	72	90

**Key:**  
 A = 99 bar Input Pressure  
 B = 70 bar Input Pressure  
 C = 40 bar Input Pressure  
 Performance tested in no. 10 weight motor oil 65 cp at 20° C

## Mounting Hole Layout



## Dimensions



# Ordering Information for Viscount II 5000

**— Order number includes motor and pump lower assembly —**

<b>Order Nos.</b>	<b>237-290</b>
<b>Pump Lower</b>	
Part No.	236-466
Construction	CST
Standard Piston Seal Repair Kits	237-163
Construction	Leather/Teflon (backup)
Optional Piston Seal Repair Kits Available	237-164
Construction	Teflon
	237-165
	UHMWPE/Leather
	237-709
	UHMWPE/Teflon
<b>Motor</b> (Note: Viscount II is equivalent in power to a Graco King air motor.)	
	<b>188-087: Hydraulic Piston Assembly</b>
	<b>223-654: Repair Kit</b>

## SERVICE PARTS INFORMATION

<b>Pump Lower Part Nos.</b>	<b>236-466</b>
Displacement Rod	189-316
Construction	Stainless Steel
Cylinder	189-383
Construction	Stainless Steel
<b>Intake Valve (order separate part numbers)</b>	
Intake Ball	108-001
Intake Valve Seat	236-587
<b>Piston Valve (order separate part numbers)</b>	
Piston Ball	100-400
Seat	189-497

## Accessories

### Hydraulic Supply Line Hose

Maximum working pressure: 140 bar (14.0 MPa).  
ID: 1/2" Coupled: 1/2" npt(m) x 3/4-16 SAE 37° flare(f),  
90° swivel elbow, grounded.

**180-090** Length: 0.9 m

**180-093** Length: 1.8 m

### Hydraulic Return Line Hose

Maximum working pressure: 105 bar (10.5 MPa).  
ID: 5/8" Coupled: 3/4 npt(m) x 7/8-14 SAE 37° flare(f),  
90° swivel elbow, grounded.

**180-091** Length: 0.9 m

**180-092** Length: 1.8 m

### 102-644 Shut-off Valve

For hydraulic supply or return line; 3/4" npt(f).

### Graco-Approved Hydraulic Fluid

**169-236** 19 litre

**207-428** 3.8 litre

### 222-916 Suction Kit

Connect to pump fluid intake, to draw fluid from a 200 litre drum. Includes hose, tube and fittings.

### 184-545 Pump Extension Tube (Carbon Steel)

Screws into fluid intake, to make a drum-length pump.

### 206-221 Wall Mount Brackets

Mounts pump to a wall.

### 222-955 Anti-Seize Lubricant

Prevents parts from seizing, making disassembly easier. Required lubricant for threads and mating faces of displacement rod, piston ball guide, and piston seat housing. Can size: 16 oz. (454 gram).

### 237-569 Grounding Wire

Length: 7.6 mm. 12 gauge (1.5 mm<sup>2</sup>).

### Fluid Drain Valve (Carbon Steel)

Maximum working pressure: 350 bar (35.0 MPa).  
Open to relieve fluid pressure in hose and gun/valve.

**210-657** 1/4" npt(mbe)

**210-658** 3/8" npt(mbe)

**210-659** 1/4" npt x 3/8" npt(mbe)

### 238-620 Fluid Filter (Carbon Steel)

Maximum working pressure: 350 bar (35.0 MPa).

Filters fluid and dampens fluid surges to the gun.

SST screen: 250 micron (60 mesh). Outlets:

3/4" npt(f) inlet, 3/8" npt(f) and 1/2" npt(f).

Includes drain valve (210-658). To mount directly to pump fluid outlet, use 3/4" npt fitting 184-470.

### Stainless Steel Filter Screens

For use with Fluid Filter (214-625).

**3 Pak**    **25 Pak**

**238-435**    **238-436** 595 micron (30 mesh)

**238-437**    **238-438** 250 micron (60 mesh). Standard.

**238-439**    **238-440** 149 micron (100 mesh)

**238-441**    **238-442** 75 micron (200 mesh)

### Grounded Nylon Hose

Maximum working pressure: 210 bar (21.0 MPa).

Part No.	ID	Length	Thread Size
<b>214-700</b>	3/16" (5 mm)	20.6 m	1/4" npsm(f)
<b>214-701</b>	3/16" (5 mm)	0.9 m	1/4" npsm(f) x 1/4" npt(m)
<b>223-540</b>	1/4" (6.3 mm)	7.5 m	1/4" npsm(f)
<b>223-541</b>	1/4" (6.3 mm)	15 m	1/4" npsm(f)
<b>214-703</b>	3/8" (9.5 mm)	7.5 m	3/8" npt(m)
<b>214-705</b>	3/8" (9.5 mm)	15 m	3/8" npt(m)
<b>214-920</b>	3/8" (9.5 mm)	30 m	3/8" npt(m)

Graco is registered to I.S. EN ISO 9001.

Any and all specifications contained herein are subject to change without notice.



GRACO N.V.  
Slakweidestraat 31  
B-3630 Maasmechelen  
Tel: (32) 89 770 700 • Fax: (32) 89 770 777  
www.graco.com (US) • www.graco.be (Europe)